

Application of the Shovel Yarder in Difficult Terrain



“Cable yarding made real easy”

- Peter Allpass -

Table of Contents

- Introduction
- Difficult Terrain
- Operational Techniques
- New Developements
- Conclusion

Introduction

- Initially, in South Africa, Shovel Yarders were almost exclusively used as guyless hi-lead systems.



Introduction

- Most existing owners still use their Shovel Yarders to maximize the easier hi-lead areas,



Introduction

and use their old tower type
yarders
to grind
out the
typical
skyline
terrain.



Introduction

Extremely
difficult
terrain
in the
Southern
Cape.



Introduction

- In many of these areas, there was only one solution- a “guyless skyline” system.

Safe, and
“real easy”.







Difficult Terrain

Classification of Difficult Terrain.

- To some, “steep” may mean “difficult”.
- “Steep” terrain on it's own is not difficult, it just means a cable yarder of sorts is required, unless you want to do this to pass your FSC Certification





Difficult Terrain

- Couple steep terrain to:- no landings, narrow roads, no anchor stumps, hard rock underlayer, long convex rocky slopes dropping off into critically steep ravines, and you don't just have difficult terrain, but impossible terrain, unless you have a helicopter, or a long distance guylless skyline system.





“Guyless Skyline” System

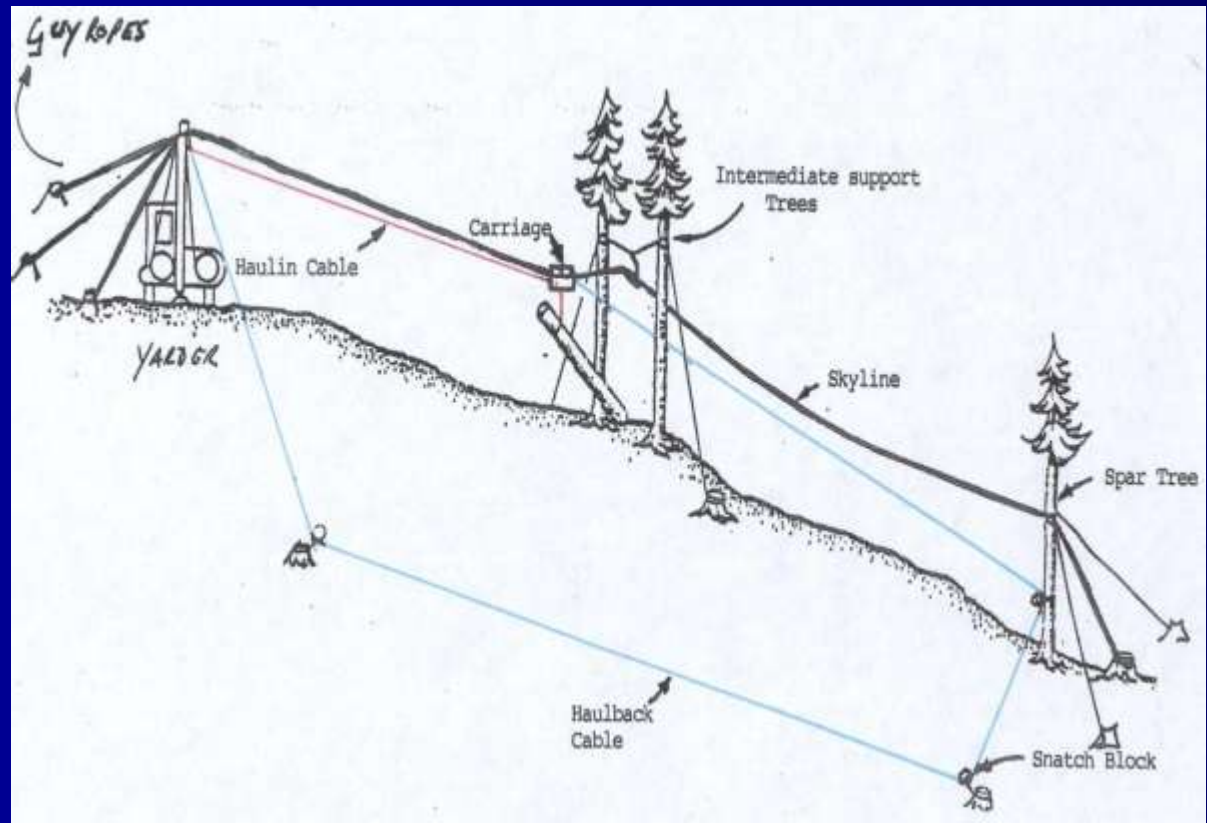


Difficult Terrain

- Inaccessable, or uneconomical pockets, left behind by ground based harvesting systems, because they are either too steep, too rocky, or too wet.

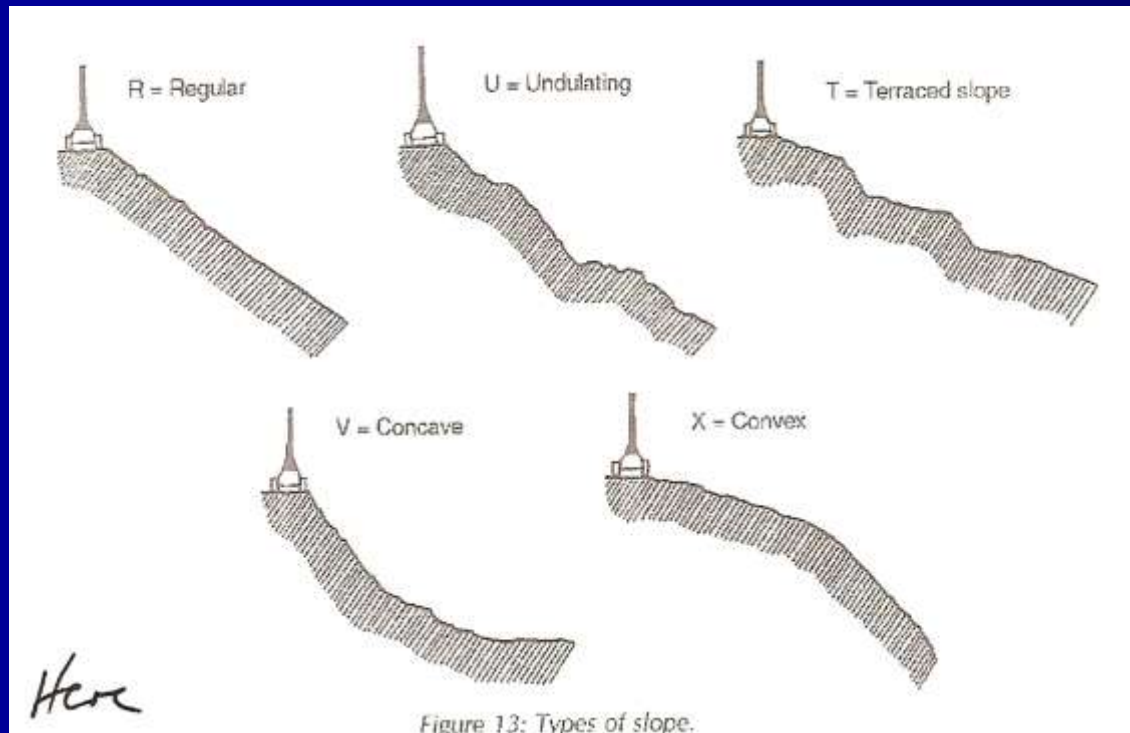
Operational Techniques

- If supports were left at the critical point, a conventional yarder could be used at roadside, albeit over dead ground.



Operational Techniques

- The cable yarding system employed, is often determined by the terrain

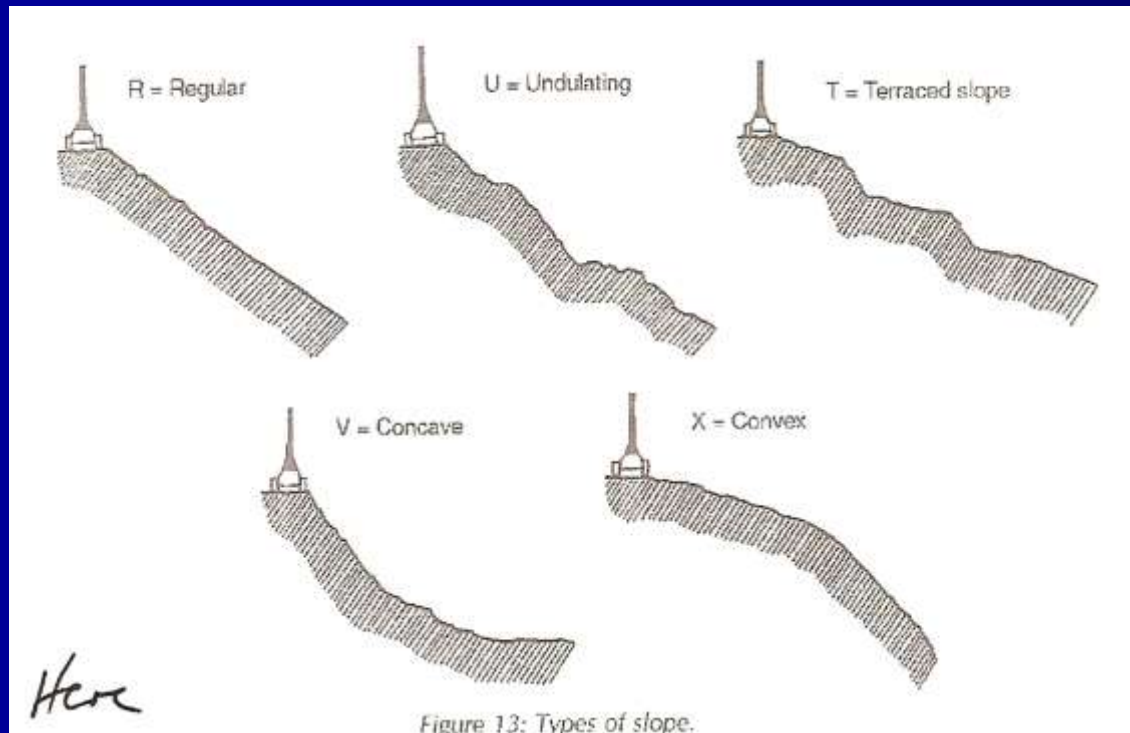


Hi-leading (running skyline) - uphill



Operational Techniques

- The cable yarding system employed, is often determined by the terrain



Semi-live Skyline System- Swinging and decking



Standing Skyline- and skyline carriage



Long Distance Gravity Skyline - “Cable Crane”



New Developments From Alpine Logging

- High Power Shovel Yarder with full live skyline capabilities



New Developments From Alpine Logging

- Radio Controlled Grapple Carriage for two drum, uphill and downhill, grapple yarding







Conclusion

Alpine Shovel Shovel Yarders

really are.....

“Your solution”, for

“Difficult Terrain Harvesting”

- no matter what terrain you got

END



